



Scroll compressor soft starter series

Switches

RSBS, RSBD & RSBT

Scroll compressor soft starter series

Where does the need for scroll compressor soft starters come from?

Scroll compressors have earned a strong reputation in HVAC applications by proving to be a more reliable and efficient solution than other categories of compressors.

Scroll compressors are generally 10 to 15% more efficient than piston compressors. Worldwide initiatives promoting energy efficiency in the building sector are generating a growing interest for more cost saving and efficient HVAC solutions, making the use of scroll compressors more and more a necessity.



A complete range of scroll compressor soft starters

Scroll compressor high starting currents

Starting scroll compressors via direct on line (DOL) methods results in a high inrush current typically 6 to 8 times the rated compressor current.

Such levels of current inevitably cause a number of undesirable effects including:

- Light flickering
- Triggering of protection equipment
- Increased compressor noise and vibration
- Excessive stresses on compressor
- Voltage fluctuations and disturbances on neighboring equipment

Benefits of soft starting solutions

Carlo Gavazzi's line of dedicated scroll compressor soft starters RSBS, RSBD and RSBT is the result of an extensive study of scroll compressor systems together with a continuous communication with our customers.

RSBS, RSBD and RSBT soft starters are equipped with specific algorithms to reduce the high starting currents thereby resulting in:

- Elimination of light flickering
- Reduction in voltage disturbances
- Increased compressor lifetime

Additionally, by limiting starting current to more than 50%* with respect to DOL start, additional benefits can be achieved such as:

- Lower-rating protection devices and cabling
- Less expensive contracts with utility companies

* Typical for RSBS, RSBT

Applications

It is estimated that around 40% of electrical energy is consumed in buildings mainly for heating, ventilation and air conditioning systems. Initiatives aimed at reducing CO₂ emissions by using more efficient and renewable

energy systems are contributing to innovative designs for more energy-saving products and technologies both in the residential and the industrial sectors.

Carlo Gavazzi offers a comprehensive

range of softstarting solutions specifically designed for scroll compressor applications so as to reduce such negative effects whilst prolonging the system lifetime.

Heat pumps

Benefits:

- Patented algorithm optimised for scroll compressors
- No external settings required
- Unmatched inrush current reduction
- Compact design
- Compliance to residential (Class B) EMC requirements for RSBS and RSBT series (up to 15 kW)



Chillers

Benefits:

- Typical inrush current reduction vs direct on line >50%
- Reduction in system vibrations
- Longer compressor lifetime
- Tamper proof design with no external settings
- Optimised control through serial communication



Roof tops

Benefits:

- Auto-adaptive algorithm ensures that starting parameters are automatically adjusted to optimize inrush current reduction
- Integrated diagnostic functions for increased system protection and reduced downtime
- Operating temperature range: -20°C to +60°C (-4°F to +140°F)
- Optimised algorithm for multi-compressor systems



RSBS, RSBD & RSBT

Scroll compressor soft starter series

RSBS compact single phase compressor soft starter

RSBS is single phase soft starter that reduces the scroll compressor starting current to 45A AC limiting the peak energy demand and reducing voltage disturbances as well as light flickering. RSBS provides a one-package solution for compressor softstarting and starting capacitor control. Driven by local utility regulations, single phase heat pumps need to respect specific

current limits during start so as not to disturb the electrical network and/or neighboring equipment.

RSBS has a dedicated algorithm and inbuilt current limit settings specifically for scroll compressor starting. To limit the peak energy demand resulting in expensive utility contracts by the end-users.

RSBS complies with Class B

(residential) limits for conducted and radiated emissions which ensures that neighbouring equipment is not negatively affected by any interference generated by the softstarter switching. RSBS HP provides a dynamic current limit that ensures compressor starting even at higher starting pressures with a maximum current limit of 80 AACrms.

RSBS Single phase soft starters up to 32A AC

Features

- Current limiting strategy
- No user setting required
- Integrated diagnostic functions
- High pressure (HP) algorithm
- Conforms to Class B limits for EMC
- Alarm relay output

Benefits

- Reduces light flickering and voltage disturbance
- Tamper-proof design
- Quicker diagnosis of problems in the heat pump
- Algorithm self-adjust the maximum starting current in case of high pressure starts
- No need for additional EMC filters
- Easier fault diagnostics



Dedicated soft starting solutions for 3-phase scroll compressors

The RSBD and RSBT range of three phase soft starters is specifically designed and optimized for three phase scroll compressors incorporating a patented, auto-adaptive algorithm that continuously measures system parameters to

optimize the starting performance of the scroll compressor.

RSBD and RSBT compact series is fitted in a "contactor-like" housing of just 45 mm width to facilitate installation and replacement of existing components.

Panel space saving is also enhanced through the incorporation of a number of diagnostic functions designed to protect your system in abnormal conditions.

RSBD 2-phase controlled soft starters up to 95A AC

Features

- No user settings required
- Self-learning algorithm for start current reduction
- Current balancing strategy
- 45A in 45mm wide housing
- 95A in 75mm wide housing
- Internally bypassed solution
- Integrated diagnostic functions
- HP algorithm for multi-compressor systems
- Two (RSBD 45mm) or 3 (RSBD 75mm) auxiliary relay outputs

Benefits

- The most easy to use soft starter
- Reduces compressor start current by an average of 40% vs Direct on line
- Ensures compressor starts with lowest current within less than 1 second
- Easy replacement of existing mechanical contactors
- Less heat dissipation inside the electrical panel
- Increased protection for scroll compressor
- HP algorithm ensures that compressor starts even at high pressure difference
- Increases installation flexibility



RSBT 3-phase controlled soft starters up to 95A AC

Features

- Patented self-learning algorithm for compressor start current reduction
- No user settings required
- Compliance with EMC class B (residential) limits
- Internally bypassed solution
- Up to 32Arms in 45mm wide housing
- User-friendly alarm indication
- Serial communication (RS485)
- HP algorithm for multi-compressor systems
- Additional plug-in modules available

Benefits

- >50% Start current reduction vs Direct on Line
- Reduces heavily any light flickering
- Less vibrations in the pipes and joints
- Meets the most demanding limits for emissions – hence no need for additional filters
- Easier fault-finding in case of abnormal conditions
- Communication with machine controller for energy consumption, soft start status, ON/OFF control and alarms
- Installation flexibility with different configurations



Modularity

The RSBT compact installation flexibility can be enhanced through the additional accessories such as the RFPM and RSPM auxiliary relay modules.

For those systems where EMC emissions need to be reduced further we also provide an optional plug-in filter (RFILT) than can be mounted directly on top of RSBT to further reduce the EMC noise.

Furthermore, through the interconnecting clip (RTPM) further time-saving for the connection to manual motor starters is achieved.



RFILT *

Plug-in EMC filter

- Noise attenuation: 5 dB
- Operational current: up to 32Arms
- Ordering code: **RFILT4032V00**



RFPM **

Plug-in alarm relay output

- Changeover (NO, NC) contact
- Ordering code: **RFPMV00**



RSPM **

Side-mount alarm relay output

- Version V110: Transistor output
- Version V120: Transistor and relay output
- Ordering code: **RSMPV120, RSPMV110**



RTPM *

Interconnecting clip for manual motor starters

- No additional tools required
- Facilitates connection to manual motor starters
- Ordering code: **RTPMGMS32SL, RTPMGMS32HL**



RFCG ***

Finger guards

- Provide increased protection for maintenance personnel
- Ordering Code: **RFCGX6**

* Applies to RSBD and RSBT compact models

** Applies to RSBT compact models only

*** Applies to RSBD 75mm and RSBT 120mm models only

RSBS, RSBD & RSBT

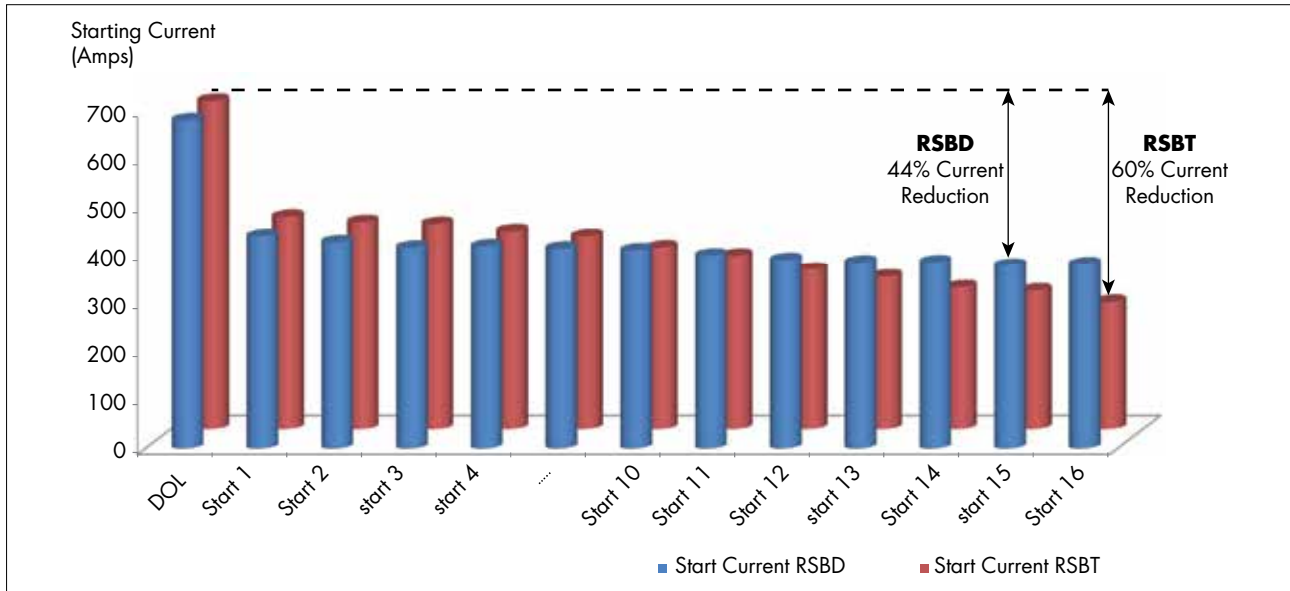
Scroll compressor soft starter series

Patented auto-adaptive function to reduce starting current

Through the auto-adaptive function, the RSBD and RSBT achieve a considerable inrush current reduction without the need to adjust any settings. During every start the algorithm

measures relevant data and modifies the starting parameters to ensure a consistent inrush current reduction.

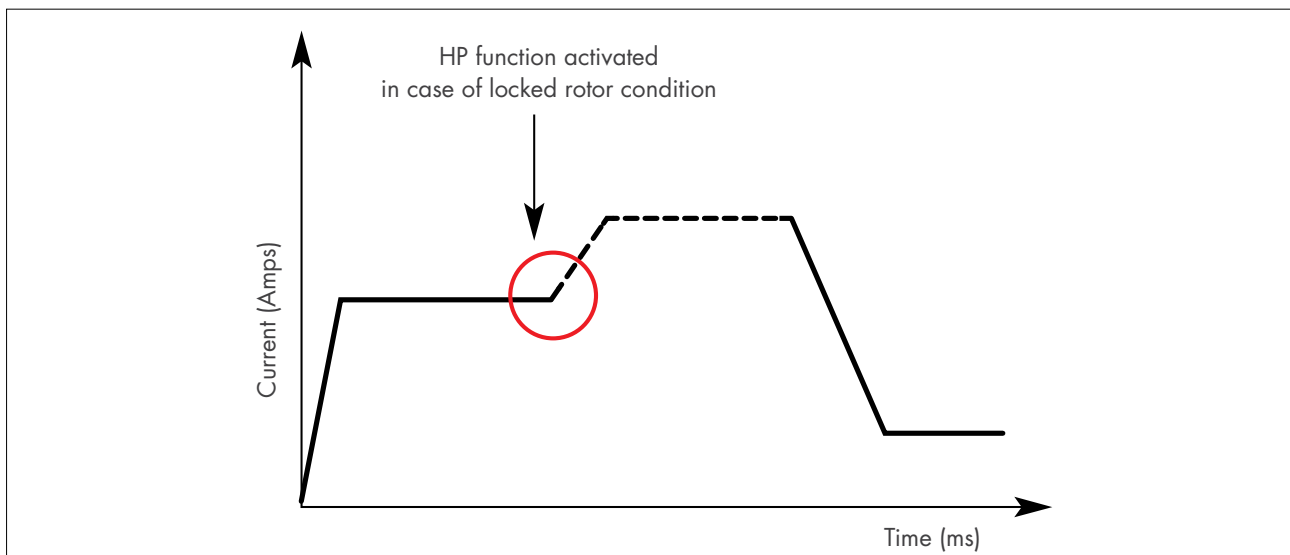
RSBD & RSBT inrush current reduction








A dedicated algorithm for multi-compressor systems

As a further enhancement to the auto-adaptive algorithm, the RSBD and RSBT family includes a specific algorithm (HP algorithm) which has been designed to detect a locked rotor condition and automatically update the starting parameters to ensure that the compressor is soft-started within 1 second. This feature is particularly suited for multi-compressor systems where starting pressures can vary considerably from start

to start thus requiring a different level of starting current. With the HP algorithm, the RSBD and RSBT soft starters automatically adjust the current limit level, upon detection of locked rotor condition, ensuring the system is not stopped unnecessarily.



Main specifications

Types	RSBS	RSBD Compact	RSBT Compact	RSBD 75 mm	RSBT 120 mm
					
Housing (H x W x D)	60.4 x 76 x 137.2 mm	125 x 45 x 105mm	125 x 45 x 81mm	170 x 75 x 150mm	170 x 120 x 150mm
Number of starts per hour @40°C	12 (for RSBS23..A2V.2C24) 10 (for RSBS23..A2V.2C24HP)	12	12	12	12
Operational voltage	230 VAC ± 15%	220- 400 VAC	220- 400 VAC	220- 600 VAC	220- 480 VAC
Operational current	25/32 AAC	12/16/25/32/37/45 AAC	12/25/32 AAC	55/70/95 AAC	55/70/95 AAC
Control voltage	230 VAC ± 15%	24 VAC/DC or 110 - 400 VAC	110 - 400 VAC	24 VAC/DC or 110 - 400 VAC	24 VAC/DC or 110 - 400 VAC
Controlled phases	1	2	3	2	3
Internally bypassed	Yes	Yes	Yes	Yes	Yes
Approvals	CE, UL, cUL, EN 60335-2-40	CE - cULus - CCC	CE - cULus - VDE	CE - cULus	CE - cULus
Protection degree	IP20	IP20	IP20	IP20	IP20

Selection guide

Operational voltage (U _e)	Rated operational current (I _e)	Supply voltage (U _s)	RSBS	RSBD	RSBT	
230VAC	25A	Internally supplied	RSBS2325A2V12C24			
			RSBS2325A2V22C24			
	32A		RSBS2332A2V12C24			
			RSBS2332A2V12C24HP			
			RSBS2332A2V22C24			
			RSBS2332A2V22C24HP			
220 - 400VAC (220 - 480VAC)*	12A				RSBD4016XVY1HP	-
	16A				RSBD4016XVY1HP	RSBT4016EVY1HPZ
	25A				RSBD4025XVY1HP	RSBT4025EVY1HPZ
	32A				RSBD4032XVY1HP	RSBT4032EVY1HPZ
	37A				RSBD4037XVY1HP	-
	45A				RSBD4050XVY1HP	-
	55A			RSBD4055XV61HP	RSBT4855CVW	
	70A			RSBD4070XV61HP	RSBT4870CVW	
220 - 600VAC	55A	100 - 240VAC		RSBD6055GGV61HP	-	
	70A			RSBD6070GGV61HP	-	
	95A			RSBD6095GGV61HP	-	

W = "C" for versions with Modbus RS485 communication

X = "E" for 110 - 400 VAC, "F" for 24 VAC/DC control voltage versions

Y = "1" No relay output (CE approval only), "2" = with relay output (CE approval only), "5" No relay output (CE & cULus approved), "6" = with relay output (CE & cULus approved)

Z = "V" for VDE approved versions

* Applicable to RSBT models from 55A to 95A only

CARLO GAVAZZI Automation Components. Specifications are subject to change without notice. Illustrations are for example only.

OUR SALES NETWORK IN EUROPE

AUSTRIA

Carlo Gavazzi GmbH
Ketzergrasse 374,
A-1230 Wien
Tel: +43 1 888 4112
Fax: +43 1 889 10 53
office@carlogavazzi.at

FRANCE

Carlo Gavazzi Sarl
Zac de Paris Nord II, 69, rue de la Belle Etoile,
F-95956 Roissy CDG Cedex
Tel: +33 1 49 38 98 60
Fax: +33 1 48 63 27 43
french.team@carlogavazzi.fr

ITALY

Carlo Gavazzi SpA
Via Milano 13,
I-20020 Lainate
Tel: +39 02 931 761
Fax: +39 02 931 763 01
info@gavazziacbu.it

SPAIN

Carlo Gavazzi SA
Avda. Iparraguirre, 80-82,
E-48940 Leioa (Bizkaia)
Tel: +34 94 480 4037
Fax: +34 94 431 6081
gavazzi@gavazzi.es

BELGIUM

Carlo Gavazzi NV/SA
Mechelsesteenweg 311,
B-1800 Vilvoorde
Tel: +32 2 257 4120
Fax: +32 2 257 41 25
sales@carlogavazzi.be

GERMANY

Carlo Gavazzi GmbH
Pfnorstr. 10-14
D-64293 Darmstadt
Tel: +49 6151 81000
Fax: +49 6151 81 00 40
info@gavazzi.de

NETHERLANDS

Carlo Gavazzi BV
Wijkermeerweg 23,
NL-1948 NT Beverwijk
Tel: +31 251 22 9345
Fax: +31 251 22 60 55
info@carlogavazzi.nl

SWEDEN

Carlo Gavazzi AB
V:a Kyrkogatan 1,
S-652 24 Karlstad
Tel: +46 54 85 1125
Fax: +46 54 85 11 77
info@carlogavazzi.se

DENMARK

Carlo Gavazzi Handel A/S
Over Hadstenevej 40,
DK-8370 Hadsten
Tel: +45 89 60 6100
Fax: +45 86 98 15 30
handel@gavazzi.dk

GREAT BRITAIN

Carlo Gavazzi UK Ltd
4.4 Frimley Business Park,
Frimley, Camberley, Surrey GU16 7SG
Tel: +44 1 276 854 110
Fax: +44 1 276 682 140
sales@carlogavazzi.co.uk

NORWAY

Carlo Gavazzi AS
Melkeveien 13,
N-3919 Porsgrunn
Tel: +47 35 93 0800
Fax: +47 35 93 08 01
post@gavazzi.no

SWITZERLAND

Carlo Gavazzi AG
Verkauf Schweiz/Vente Suisse
Sumpfstrasse 3,
CH-6312 Steinhausen
Tel: +41 41 747 4535
Fax: +41 41 740 45 40
info@carlogavazzi.ch

FINLAND

Carlo Gavazzi OY AB
Petaksentie 2-4,
FI-00630 Helsinki
Tel: +358 9 756 2000
Fax: +358 9 756 20010
myynti@gavazzi.fi

PORTUGAL

Carlo Gavazzi Lda
Rua dos Jerónimos 38-B,
P-1400-212 Lisboa
Tel: +351 21 361 7060
Fax: +351 21 362 13 73
carlogavazzi@carlogavazzi.pt

OUR SALES NETWORK IN THE AMERICAS

USA

Carlo Gavazzi Inc.
750 Hastings Lane,
Buffalo Grove, IL 60089, USA
Tel: +1 847 465 6100
Fax: +1 847 465 7373
sales@carlogavazzi.com

CANADA

Carlo Gavazzi Inc.
2660 Meadowvale Boulevard,
Mississauga, ON L5N 6M6, Canada
Tel: +1 905 542 0979
Fax: +1 905 542 22 48
gavazzi@carlogavazzi.com

MEXICO

Carlo Gavazzi Mexico S.A. de C.V.
Calle La Montaña no. 28, Fracc. Los Pastores
Naucalpan de Juárez, EDOMEX CP 53340
Tel & Fax: +52.55.5373.7042
mexicosales@carlogavazzi.com

BRAZIL

Carlo Gavazzi Automação Ltda.
Av. Francisco Matarazzo, 1752
Conj 2108 - Barra Funda - São Paulo/SP
Tel: +55 11 3052 0832
Fax: +55 11 3057 1753
info@carlogavazzi.com.br

OUR SALES NETWORK IN ASIA AND PACIFIC

SINGAPORE

Carlo Gavazzi Automation
Singapore Pte. Ltd.
61 Tai Seng Avenue
#05-06 UE Print Media Hub
Singapore 534167
Tel: +65 67 466 990
Fax: +65 67 461 980
info@carlogavazzi.com.sg

MALAYSIA

Carlo Gavazzi Automation
(M) SDN. BHD.
D12-06-G, Block D12,
Pusat Perdagangan Dana 1,
Jalan PJU 1A/46, 47301 Petaling Jaya,
Selangor, Malaysia.
Tel: +60 3 7842 7299
Fax: +60 3 7842 7399
sales@gavazzi-asia.com

CHINA

Carlo Gavazzi Automation
(China) Co. Ltd.
Unit 2308, 23/F.,
News Building, Block 1, 1002
Middle Shennan Zhong Road,
Shenzhen, China
Tel: +86 755 83699500
Fax: +86 755 83699300
sales@carlogavazzi.cn

HONG KONG

Carlo Gavazzi Automation
Hong Kong Ltd.
Unit 3 12/F Crown Industrial Bldg.,
106 How Ming St., Kwun Tong,
Kowloon, Hong Kong
Tel: +852 23041228
Fax: +852 23443689

OUR COMPETENCE CENTRES AND PRODUCTION SITES

DENMARK

Carlo Gavazzi Industri A/S
Hadsten

MALTA

Carlo Gavazzi Ltd
Zejtun

ITALY

Carlo Gavazzi Controls SpA
Belluno

LITHUANIA

Uab Carlo Gavazzi Industri Kaunas
Kaunas

CHINA

Carlo Gavazzi Automation (Kunshan) Co., Ltd.
Kunshan

HEADQUARTERS

Carlo Gavazzi Automation SpA
Via Milano, 13
I-20020 - Lainate (MI) - ITALY
Tel: +39 02 931 761
info@gavazziautomation.com



CARLO GAVAZZI
Automation Components

Energy to Components!

www.gavazziautomation.com

